

How to Register



Access our eBusiness site by using the CMA CGM Group web sites:

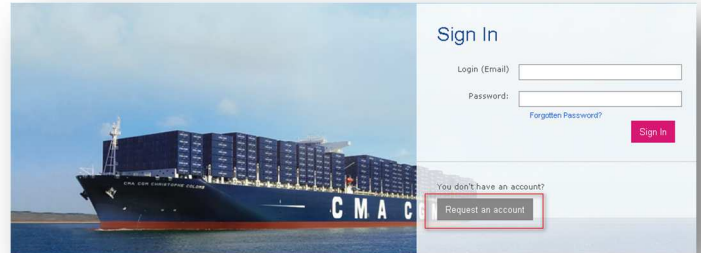
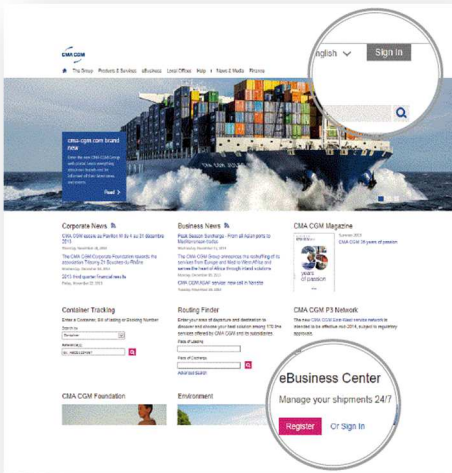
URLs: CMA-CGM <https://www.cma-cgm.com/>

ANL <https://www.anl.com.au/>

CNC <http://www.cnc-ebusiness.com/>

USLines <http://www.uslines.com/>

Please go to the home page and choose **Sign in / Request an account** or click on **eBusiness / Registration**.

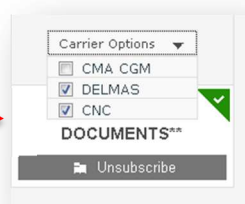
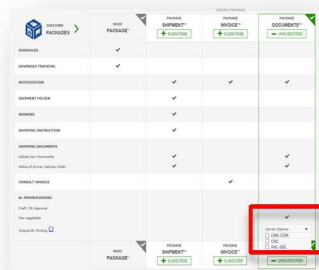
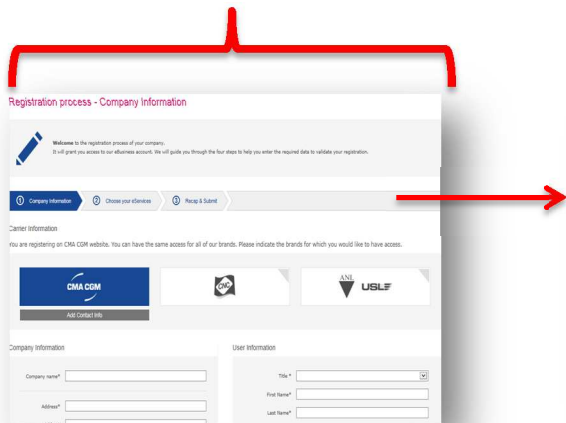


Step 1 & 2 : Complete Company information / User information and Choose Package

In this step, you will input your Company's Information, your User information and your Account Settings. In the Account Settings, you will input an email address to be your sign-in, select your language preference and choose a password (please follow password security guidelines). Choose the packages which correspond to your needs then Click on **Next**.

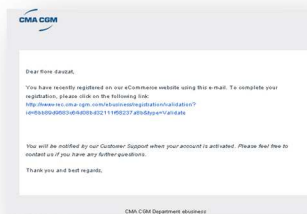
Do not forget to select the carriers for which you want to subscribe by clicking on the carrier(s) tabs.

Do not forget to select the carriers for which you want to print the Original Bill of Lading.



If you need to edit the information,
click on the button **Modify** and then **Submit**.

Step 4: Verification Pending / Validation



Once the registration is completed, you will receive a validation email. Click on the link in the email and your account will be created. After the process of verification, your account will be validated by our Customer Service team.

For any question, please contact email ecustomersupport@cma-cgm.com